

ODYSSEY[®] BATTERY

PRODUCT GUIDE 2022/23



AGM²
NON-SPILLABLE TPPL DESIGN
2X + 3X
POWER OF THE LIFE
OF CONVENTIONAL BATTERIES




DINC size now available with

ODYSSEY[®]
CONNECT 
BATTERY MONITORING SYSTEM

A NEW GENERATION OF BATTERY

eu.odysseybattery.com



Welcome to

AGM² TPPL

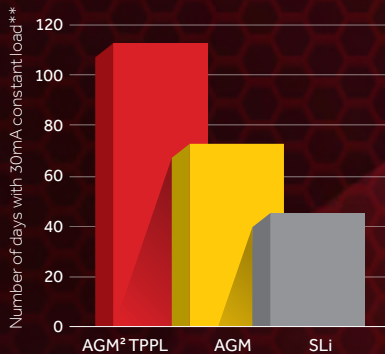
A new generation of battery to meet the power demands of modern vehicles and machines

ODYSSEY® AGM² TPPL batteries are different than standard AGM or SLi (flooded) types as they combine three major technical advancements in one battery: Super-High-Grade Materials, Refined eChem and Thin Plate Pure Lead (TPPL) using 99% pure virgin lead (not recycled lead or alloy).

Putting this together with the most advanced plate and battery manufacturing facilities in the world sets them apart from other batteries in terms of power density, fast-charge acceptance, shelf life, durability and most of all value for money.

2X
POWER
3X
THE LIFE
OF
CONVENTIONAL
BATTERIES

More Life

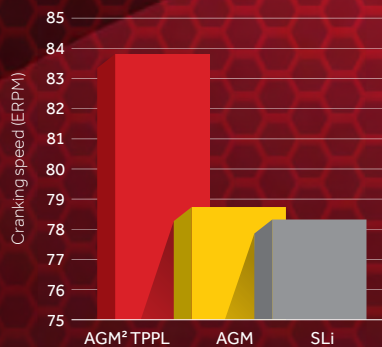


An ODYSSEY AGM² TPPL battery has the lowest self-discharge of any comparable battery – this means it will hold its charge longer than other conventional batteries.

Compared to standard SLi battery type 95Ah @C20 rate (25°C) to 80%, 50% and 30% advised maximum depth of discharge rates for each battery type.

**Represents a car being stood without starting with a 30mA parasitic load from onboard equipment.

More Power



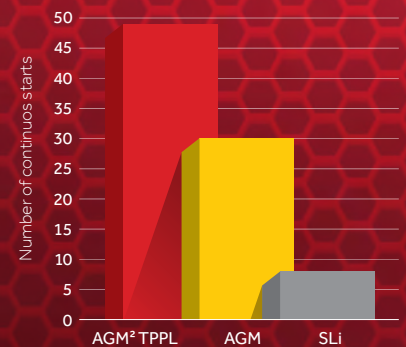
When you come to start your car (even when it's been stood for a few weeks or even months) you want to know your battery will have the power to go!

ODYSSEY AGM² TPPL batteries provide up to twice the power of conventional batteries.

Compared to AGM and standard SLi battery types @ -18°C (industry standard test).

Represents a car being started after being stood for >40 days with the TPPL battery at 70% state of charge.

More Performance



With over three times the life of conventional batteries, ODYSSEY AGM² TPPL batteries deliver over 30% more cycle life than other AGM batteries. This means that you will be guaranteed a start long after other batteries fail.

Compared to AGM and standard SLi battery types @ -18°C with a 500A load (industry standard test).

Represents a car being started after being stood for >26 days with the TPPL battery at 80% state of charge.



Twice the power and three-times the life of any other conventional battery

AGM² INSIDE

Super-High-Grade Materials + Refined eChem + Thin Plate Pure Lead (TPPL) gives 2X the Power and 3X the life.

MASSIVE STARTING POWER

Engine cranking pulses up to 2700 amps for five seconds.

EXTENDED CYCLE LIFE

Up to 900 charge-discharge cycles at 50% depth of discharge.

EXTREME TEMPERATURE TOLERANCE

From a freezing -40°C to a blistering +80°C.

LONGER LIFE

8- to 12-year design life and 3- to 10-year service life.

VIBRATION RESISTANT

Extreme protection against high-impact shocks and vibration.

VIRTUALLY MAINTENANCE-FREE

Sealed, Absorbed Glass Mat (AGM) advanced TPPL technology design never requires water.



1 Robust Intercell Connections

Up to 58% larger - these connections are cast and bonded to plates to resist vibration and ensure stronger internal connections.

2 Thin Plate Pure Lead (TPPL)

Uniquely manufactured thin plates using 99% pure lead make them as strong as thick plates, allowing more plates in the same space, giving better recharge performance and more power.

3 Compressed AGM Plate Separators

Extreme leak-free vibration up to V4 resistance, even when the battery is installed on its side.

4 Upgraded Brass Terminals

Ensure secure, corrosion free cable connections. (Some models may have plated brass terminals).

Power to

MOVE

A range of Premium High Performance batteries to meet the demands of today's heavy duty and professional vehicles



Group 31 size

This is an Extreme battery to cope with the extreme demands of professional and utility vehicles – whether for massive starting power or long duration running, this battery is tried and tested to deliver when you need it.

AGM TPPL Range - DINB & DINC

These batteries are true 'workhorses', providing massive starting power up to 1500A CCA (2700A PHCA) together with a 220Ah capacity for the DINC size.



DINC size now available with

ODYSSEY[®] CONNECT

BATTERY MONITORING SYSTEM

Superb 'sprint' starting ability combined with exceptional deep cycle 'marathon' performance



Optimised TPPL Range - AGMDINC & ACEDINC

These batteries have been engineered and designed to match the increased demands of heavy duty vehicle fleets – creating a battery with superb 'sprint' starting ability combined with exceptional deep cycle 'marathon' performance.

Available with or without revolutionary ODYSSEY[®] CONNECT[™] technology, you can choose whether you require a 'Connected' solution using the dedicated Battery Monitoring App or not.

The patented* ODYSSEY CONNECT technology built into the ACEDINC battery allows:

- ✓ Voltage measurement
- ✓ Temperature measurement
- ✓ Recording of the battery's history
- ✓ Monitoring of the battery's state of health
- ✓ Warning and safeguard notifications
- ✓ Capture and analysis of vehicle start data

ODYSSEY
CONNECT CHIP
(NOT TO SCALE)



www.eu.odysseybattery.com

Power to

DRIVE



Premium batteries to keep you on the road whether for business, domestic or leisure use

Modern vehicles now place a massive demand on batteries, something that standard battery types were never designed for.

By using super-high-grade materials, refined eChem and the latest state-of-the-art TPPL manufacturing technology, ODYSSEY® batteries are able to operate in the most testing environments, from demanding Start-Stop requirements to operating in extremes of temperature from +50°C down to -40°C.



Power to

DELIVER

Our customers operate across the globe in some of the most testing conditions on earth, from extreme heat to the lowest temperatures.

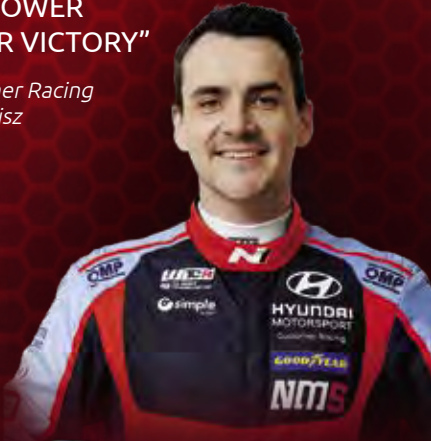
Our Van and Light Commercial battery range offers some of the most advanced and tough batteries on the market especially designed for the demands of today's vans and light commercial vehicles.

Power to

WIN

"WE RELY ON ODYSSEY® BATTERIES
TO SUPPLY ALL THE POWER
NEEDED TO RACE FOR VICTORY"

Hyundai Motorsport Customer Racing
WTCR driver Norbert Michelisz



Used by the Best to be the Best – ODYSSEY® batteries
are renowned throughout the motorsport world



Power to

WORK

When you need a battery you can rely on to get the job done

Crops don't wait for anybody – when they're at their peak, you need to be ready to go! Unlike the weather, pests and crop diseases, there's one thing you can rely on – premium ODYSSEY® batteries!

When you're onsite, batteries seem to let you down at the worst possible times – in the pouring rain, snow or ice or when you are pushed to get the day started and job done. Investing in a premium ODYSSEY battery makes so much sense to avoid these costly failures.



In generator start (GenSet) applications, the saying 'time is money' is literal. Research shows that every hour of down time for a data centre can equal hundreds of thousands, if not millions of dollars, pounds or euros. In emergency situations, like hospitals or emergency infrastructure, time can literally equate to life. ODYSSEY batteries are therefore trusted by data centres and emergency service providers across the globe.



Power to ENJOY

Whether it's out at sea, on the open road or in the wilderness, enjoy the peace of mind that comes with the ODYSSEY® Battery Marine & Leisure Range

Conditions out at sea can be unpredictable and change in minutes, that's why premium ODYSSEY® batteries are essential. Whether for starting, services or emergency, you can rely on the true dual-purpose and deep cycle power of these batteries to help in keeping you safe!



When out in the wilderness you need a battery that you can rely on. ODYSSEY batteries are designed to cope with the dual purpose demands of recreational vehicles, whether that's powering the engine or coffee machine to get you started first thing in the morning!



There's nothing like hitting the open road after a long winter. ODYSSEY batteries have an exceptional shelf-life (Up to two years stored at 25°C - longer at cooler temperatures), so when it comes to starting up after the winter, you can be sure you'll be out on the road in no time.



Accessories

Metal Jackets

ODYSSEY® batteries are designed to be tough and can operate at high temperatures, but when the temperature gets really high (up to +80°C), they benefit from a bit of support. This is because when the external ambient heat starts to rise above +40°C things start to naturally expand. The metal jacket counteracts this expansion and keeps the battery compressed and working to its optimum. It's also great protection for those hostile environments where rocks and debris may damage standard battery cases, especially when mounted in frames with an exposed base.

The following models are available with Metal Jackets (MJ):

ODS-AGM15LMJ, ODS-AGM16LMJ, ODS-AGM28LMJA, ODX-AGM31MJ, ODS-AGM42LMJ, ODS-AGM70MJ.

Custom designed hold down kits

Custom made for a range of ODYSSEY batteries, the ODYSSEY Battery Hold Down Kit features a polished aluminium finish that says you're serious about performance. Ideal for applications requiring the mounting of an additional battery to power accessories and high-watt sound systems.

Hold down kits available for the following batteries:

ODS-AGM16L, ODS-AGM28, ODS-AGM28L, ODS-AGM42, ODS-AGM42L, ODS-AGM42LA, ODS-AGM70, ODS-AGM70A.

ODP-AGM31, ODP-AGM31A, ODP-AGM31M, ODP-AGM34, ODP-AGM34R, ODP-AGM78, ODP-AGM34M, ODP-AGM65.

ODX-AGM31, ODX-AGM31A, ODX-AGM31R, ODX-AGM34, ODX-AGM34A, ODX-AGM34R, ODX-AGM34M, ODX-AGM34 78, ODX-AGM78, ODX-AGM65.

Please note: Hold Down Kits **do not** fit metal jacket batteries.



Terminal Adaptor Kits

Stud Adaptor (0220-0888) 5/16" Stud Adaptor with wing nuts

For use with: PC545/ODS-AGM15L, PC680/ODS-AGM16L, PC925/ODS-AGM28L, PC1200/ODS-AGM42L and PC1700/ODS-AGM70



Adaptor Kit (2301-0329) 90° "L" Bracket

For use with: PC545/ODS-AGM15L, PC680/ODS-AGM16L, PC925/ODS-AGM28L, PC1200/ODS-AGM42L and PC1700/ODS-AGM70.



SAE Terminal Kit (3217-0006)

For use with: PC545/ODS-AGM15L, PC680/ODS-AGM16L, PC925/ODS-AGM28L, PC1200/ODS-AGM42L and PC1700/ODS-AGM70.



Marine Terminal Kit (2301-0439) 5/16" and 3/8" nuts and washers

For use with: 34M-790/ODP-AGM34M, 31M-925/ODP-AGM31M, 34M-PC1500/ODX-AGM34M and 31M-PC2150/ODX-AGM31M



PC2150/ODX-AGM31 SAE Kit (3217-0049)

For use with: 31-PC2150S/ODX-AGM31.



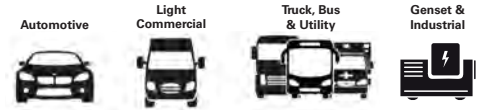
SAE Terminal Kit – 6mm (3217-0073)

For use with: PC370/ODS-AGM15E, PC950/ODS-AGM30E and PC1100/ODS-AGM40E.



ODYSSEY® Performance (ODP) Automotive

Designed and engineered specifically for automotive type applications and footprints, ODYSSEY® Performance (ODP) batteries will easily handle the increasing demands of Start-Stop and onboard accessories, supplying twice the power and three-times the life of conventional batteries.



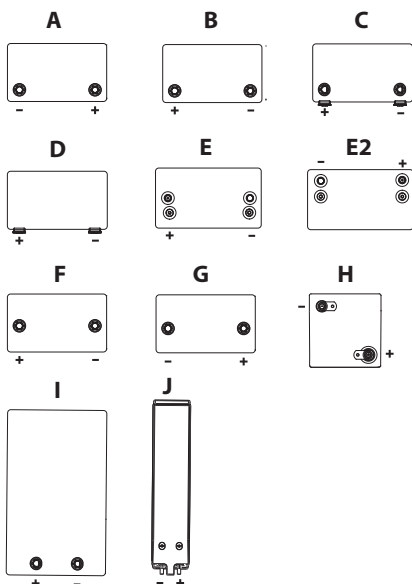
Typical applications but can be used for many others where size and fitments allow.

| Model Code (All 12V) Previous code shown in brackets () | CCA ⁽¹⁾ A | Nominal Capacity (20 Hr Rate-Ah) | PHCA ⁽²⁾ (5 sec.) | Reserve Capacity Minutes | Maximum Dimensions | | | Weight kg | Terminal | Terminal Position | Operating Temperature Range |
|---|-------------------------|-------------------------------------|---------------------------------|-----------------------------|--------------------|-------------|--------------|--------------|--------------|-------------------|-----------------------------|
| | | | | | Length mm | Width mm | Height mm | | | | |
| ODP-AGM75 86 (75/86-705) | 708A | 49Ah | 1100 | 89 | 240 | 180 | 202 | 19.7 | SAE & Side | C | -40°C to +60°C |
| ODP-AGM96R (96R-600) | 600A | 52Ah | 1100 | 90 | 242 | 175 | 176 | 18.3 | SAE | A | -40°C to +60°C |
| ODP-AGM25 (25-675) | 675A | 59Ah | 1200 | 117 | 242 | 176 | 219 | 20.8 | SAE | B | -40°C to +60°C |
| ODP-AGM35 (35-675) | 675A | 59Ah | 1200 | 117 | 242 | 176 | 219 | 20.8 | SAE | A | -40°C to +60°C |
| ODP-AGM34 (34-790) | 792A | 61Ah | 1500 | 124 | 275 | 172 | 199 | 21.1 | SAE | B | -40°C to +60°C |
| ODP-AGM34R (34R-790) | 792A | 61Ah | 1500 | 124 | 275 | 172 | 199 | 21.1 | SAE | A | -40°C to +60°C |
| ODP-AGM78 (78-790) | 792A | 61Ah | 1500 | 124 | 275 | 178 | 187 | 21.4 | Side | D | -40°C to +60°C |
| ODP-AGM47 H5 L2 (47-650 (LN2-H5)) | 650A | 62Ah | 1150 | 105 | 242 | 175 | 189 | 19.0 | SAE | A | -40°C to +60°C |
| ODP-AGM24 (24-725) | 725A | 63Ah | 1300 | 155 | 276 | 172 | 225 | 23.3 | SAE | B | -40°C to +60°C |
| ODP-AGM24F (24F-725) | 725A | 63Ah | 1300 | 155 | 276 | 172 | 225 | 23.3 | SAE | A | -40°C to +60°C |
| ODP-AGM65 (65-760) | 762A | 64Ah | 1500 | 129 | 301 | 183 | 192 | 22.6 | SAE | B | -40°C to +60°C |
| ODP-AGM48 H6 L3 (48-720 (LN3-H6)) | 720A | 69Ah | 1250 | 130 | 277 | 174 | 189 | 21.8 | SAE | A | -40°C to +60°C |
| ODP-AGM94R H7 L4 (94R-850 (LN4-H7)) | 850A | 80Ah | 1500 | 155 | 315 | 174 | 189 | 24.9 | SAE | A | -40°C to +60°C |
| ODP-AGM27 (27-850) | 850A | 85Ah | 1500 | 182 | 316 | 172 | 225 | 27.1 | SAE | B | -40°C to +60°C |
| ODP-AGM27F (27F-850) | 850A | 85Ah | 1500 | 182 | 316 | 172 | 225 | 27.1 | SAE | A | -40°C to +60°C |
| ODP-AGM49 H8 L5 (49-950 (LN5-H8)) | 950A | 94Ah | 1700 | 180 | 353 | 174 | 189 | 28.5 | SAE | A | -40°C to +60°C |
| ODP-AGM31 (31-925S) | 925A | 100Ah | 1750 | 200 | 330 | 172 | 243 | 31.5 | 3/8-16" Stud | F | -40°C to +60°C |
| ODP-AGM31A (31-925T) | 925A | 100Ah | 1750 | 200 | 330 | 172 | 240 | 31.5 | SAE | F | -40°C to +60°C |
| ODP-AGMDINB (629-DIN B-1300) | 1300A | 170Ah | 2400 | 370 | 518 | 223 | 218 | 53.2 | SAE | I | -40°C to +50°C |
| ODP-AGMDINC | 1250A | 215Ah | 2300 | 450 | 517 | 275 | 241 | 64.7 | SAE | I | -40°C to +65°C |
| ODP-ACEDINC | 1250A | 215Ah | 2300 | 450 | 517 | 275 | 241 | 64.7 | SAE | I | -40°C to +65°C |
| 625-DIN C-1500 | 1500A | 220Ah | 2700 | 475 | 518 | 276 | 242 | 64.9 | SAE | I | -40°C to +60°C |

⁽¹⁾CCA-Cold Start Performance in accordance with SAE J537 ⁽²⁾PHCA-Pulse Current. All dimensions are nominal unless stated otherwise - please refer to eu.odysseybattery.com for other dimensions.

TERMINAL POSITIONS[#]

Drawing sizes are for terminal position reference only; diagrams are not proportionate to each other.



Terminal Types Explained^{*}

SAE AND DIN POSTS

These are posts in the shape of truncated cones with slightly different diameters to indicate polarity, as in the examples below:



STUD POSTS

These terminals have a stud posts with various threads as specified for each battery, examples below:



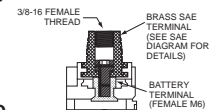
M6 AND M4 FEMALE THREAD

This type of terminal consists of a female thread which can take various adapters/terminals with an M6 or M4 thread as specified for each battery.



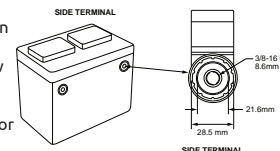
SAE 3/8-16" FEMALE THREAD

This is an SAE post which can be installed on female M6 terminals. The SAE post has a 3/8 16" female threaded insert.



SIDE 3/8-16" FEMALE THREAD

Side terminals are normally supplied in addition to top terminals and allow the fixing of other connections to power accessories or auxiliary items.



[#] For exact dimensions and terminal details for each battery please refer to eu.odysseybattery.com

ODYSSEY® Motorsports & Motorbikes (ODS)

With a pedigree and reputation known across the Power & Motorsports world, ODYSSEY® Power & Motorsports (ODS) batteries provide concentrated extreme dual-purpose power while supplying exceptional reliability, service life and deep-cycle capabilities.



Typical applications but can be used for many others where size and fitments allow.

| Model Code (All 12V) Previous code shown in brackets () | CCA ⁽¹⁾ A | Nominal Capacity | | Reserve Capacity Minutes | Maximum Dimensions | | | Weight kg | Terminal | Terminal Position | Operating Temperature Range |
|---|-------------------------|------------------|---------------------------------|-----------------------------|--------------------|-------------|--------------|--------------|------------------|-------------------|-----------------------------|
| | | (20 Hr Rate-Ah) | PHCA ⁽²⁾ (5 sec.) | | Length mm | Width mm | Height mm | | | | |
| ODS-AGM8E (PC310) | 100A | 8Ah | 310 | 9 | 138 | 86 | 99 | 2.7 | M4 Female Thread | G | -40°C to +50°C |
| ODS-AGM15L (PC545) | 150A | 13Ah | 460 | 18 | 176 | 84 | 130 | 5.2 | M6 Female Thread | A | -40°C to +45°C |
| ODS-AGM16B (PC535) | 200A | 14Ah | 535 | 21 | 170 | 99 | 159 | 5.4 | M6 Female Thread | B | -40°C to +45°C |
| ODS-AGM16L (PC680) | 170A | 16Ah | 520 | 24 | 182 | 76 | 168 | 7.0 | M6 Female Thread | A | -40°C to +45°C |
| ODS-AGM16CL (PC625) | 220A | 18Ah | 540 | 26 | 170 | 99 | 177 | 6.0 | M6 Female Thread | A | -40°C to +45°C |
| ODS-AGM28L (PC925) | 330A | 28Ah | 900 | 48 | 167 | 176 | 126 | 10.8 | M6 Female Thread | A | -40°C to +45°C |
| ODS-AGM28 (PC925L) | 330A | 28Ah | 900 | 48 | 167 | 176 | 126 | 10.8 | M6 Female Thread | B | -40°C to +45°C |
| ODS-AGM30E (PC950) | 400A | 34Ah | 950 | 60 | 250 | 97 | 156 | 9.1 | M6 Stud | A | -40°C to +45°C |
| ODS-AGM42L (PC1200) | 540A | 42Ah | 1200 | 78 | 198 | 166 | 171 | 17.3 | M6 Female Thread | A | -40°C to +45°C |
| ODS-AGM42LA (PC1200T) | 540A | 42Ah | 1200 | 78 | 198 | 166 | 192 | 17.3 | SAE | A | -40°C to +45°C |
| ODS-AGM42 (PC1200L) | 540A | 42Ah | 1200 | 78 | 198 | 166 | 171 | 17.3 | M6 Female Thread | B | -40°C to +45°C |
| ODS-AGM40E (PC1100) | 500A | 45Ah | 1100 | 87 | 250 | 97 | 206 | 12.5 | M6 Stud | A | -40°C to +45°C |
| ODS-AGM70 (PC1700) | 810A | 68Ah | 1550 | 142 | 331 | 168 | 176 | 27.6 | M6 Female Thread | A | -40°C to +45°C |
| ODS-AGM70A (PC1700T) | 810A | 68Ah | 1550 | 142 | 331 | 168 | 197 | 27.6 | SAE | A | -40°C to +45°C |

Metal Jacket Version

| | | | | | | | | | | | |
|---------------------------|------|------|------|-----|-----|-----|-----|------|------------------|---|----------------|
| ODS-AGM15LMJ (PC545MJ) | 150A | 13Ah | 460 | 18 | 178 | 86 | 131 | 5.6 | M6 Female Thread | A | -40°C to +80°C |
| ODS-AGM16LMJ (PC680MJ) | 170A | 16Ah | 520 | 24 | 185 | 79 | 169 | 7.5 | M6 Female Thread | A | -40°C to +80°C |
| ODS-AGM28LMJA (PC925MJT) | 330A | 28Ah | 900 | 48 | 169 | 179 | 148 | 11.5 | SAE | A | -40°C to +80°C |
| ODS-AGM42LMJ (PC1200MJ) | 540A | 42Ah | 1200 | 78 | 200 | 169 | 173 | 18.4 | M6 Female Thread | A | -40°C to +80°C |
| ODS-AGM42LMJA (PC1200MJT) | 540A | 42Ah | 1200 | 78 | 200 | 169 | 193 | 18.4 | SAE | A | -40°C to +80°C |
| ODS-AGM70MJ (PC1700MJ) | 810A | 68Ah | 1550 | 142 | 331 | 168 | 177 | 27.6 | M6 Female Thread | A | -40°C to +80°C |
| ODS-AGM70MJA (PC1700MJT) | 810A | 68Ah | 1550 | 142 | 331 | 168 | 198 | 27.6 | SAE | A | -40°C to +80°C |

⁽¹⁾CCA-Cold Start Performance in accordance with SAE J537 ⁽²⁾PHCA-Pulse Current. All dimensions are nominal unless stated otherwise - please refer to eu.odysseybattery.com for other dimensions.

ODYSSEY® Extreme (ODX)

Where size and power matters, the ODYSSEY Extreme (ODX) battery gives you it all. With its heritage in military and specialist vehicle applications, this range is the toughest you can get – whether it's extreme terrain, temperatures or power demand, or all of them combined, the ODX range will deliver.



Typical applications but can be used for many others where size and fitments allow.

| Model Code (All 12V) Previous code shown in brackets () | CCA ⁽¹⁾ A | Nominal Capacity | | Reserve Capacity Minutes | Maximum Dimensions | | | Weight kg | Terminal | Terminal Position | Operating Temperature Range |
|---|-------------------------|------------------|---------------------------------|-----------------------------|--------------------|-------------|--------------|--------------|--------------|-------------------|-----------------------------|
| | | (20 Hr Rate-Ah) | PHCA ⁽²⁾ (5 sec.) | | Length mm | Width mm | Height mm | | | | |
| ODX-AGM34 (34-PC1500) | 850A | 68Ah | 1500 | 135 | 276 | 172 | 202 | 22.5 | SAE | B | -40°C to +80°C |
| ODX-AGM34R (34R-PC1500) | 850A | 68Ah | 1500 | 135 | 276 | 172 | 202 | 22.5 | SAE | A | -40°C to +80°C |
| ODX-AGM34 78 (34/78-PC1500) | 850A | 68Ah | 1500 | 135 | 276 | 180 | 200 | 22.5 | SAE & Side | C | -40°C to +80°C |
| ODX-AGM78 (78-PC1500) | 850A | 68Ah | 1500 | 135 | 276 | 180 | 186 | 22.5 | Side | D | -40°C to +80°C |
| ODX-AGM65 (65-PC1750) | 950A | 74Ah | 1750 | 145 | 301 | 183 | 190 | 24.5 | SAE | B | -40°C to +80°C |
| ODX-AGM31 (31-PC2150S) | 1150A | 100Ah | 2150 | 205 | 330 | 173 | 241 | 35.3 | 3/8-16" Stud | F | -40°C to +80°C |
| ODX-AGM31A (31-PC2150T) | 1150A | 100Ah | 2150 | 205 | 330 | 173 | 246 | 35.3 | SAE | F | -40°C to +80°C |
| ODX-AGM31R (31R-PC2150S) | 1150A | 100Ah | 2150 | 205 | 330 | 173 | 241 | 35.3 | 3/8-16" Stud | G | -40°C to +80°C |

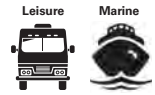
Metal Jacket Version

| | | | | | | | | | | | |
|----------------------------|-------|-------|------|-----|-----|-----|-----|------|--------------|---|----------------|
| ODX-AGM31MJ (31-PC2150MJS) | 1150A | 100Ah | 2150 | 205 | 332 | 176 | 242 | 36.8 | 3/8-16" Stud | F | -40°C to +80°C |
|----------------------------|-------|-------|------|-----|-----|-----|-----|------|--------------|---|----------------|

⁽¹⁾CCA-Cold Start Performance in accordance with SAE J537 ⁽²⁾PHCA-Pulse Current. All dimensions are nominal unless stated otherwise - please refer to eu.odysseybattery.com for other dimensions.

ODYSSEY® Marine & Leisure Extreme Battery Range

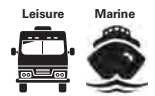
Especially designed for marine & leisure applications.



Typical applications but can be used for many others where size and fitments allow.

| Model Code (All 12V) Previous code shown in brackets () | CCA ⁽¹⁾ A | MCA A | Nominal Capacity (20 Hr Rate-Ah) | Reserve Capacity Minutes | Maximum Dimensions | | | Weight kg | Terminal | Terminal Position | Operating Temperature Range |
|---|-------------------------|----------|-------------------------------------|-----------------------------|--------------------|-------------|--------------|--------------|----------------------|-------------------|-----------------------------|
| | | | | | Length mm | Width mm | Height mm | | | | |
| ODX-AGM34M (34M-PC1500ST) | 850A | 1050A | 68Ah | 134 | 276 | 172 | 202 | 23.1 | Dual Terminal | E | -40°C to +80°C |
| ODX-AGM65M | 930A | 1070A | 69Ah | 135 | 300 | 186 | 193 | 24.5 | Dual Terminal | E | -40°C to +80°C |
| ODX-AGM24M | 840A | 1000A | 76Ah | 160 | 277 | 172 | 224 | 25.9 | Dual Terminal | E | -40°C to +80°C |
| ODX-AGM27M | 930A | 1080A | 92Ah | 195 | 317 | 172 | 224 | 30.8 | Dual Terminal | E | -40°C to +80°C |
| ODX-AGM31M (31M-PC2150ST) | 1150A | 1370A | 100Ah | 220 | 330 | 173 | 239 | 34.1 | Dual Terminal | E | -40°C to +80°C |
| ODS-AGM6M (PC2250) | 1225A | 1550A | 126Ah | 240 | 286 | 269 | 233 | 39.0 | SAE and 3/8-16" Stud | H | -40°C to +45°C |
| ODS-AGM470FTT (PC1800-FT) | 1300A | 1450A | 214Ah | 475 | 581 | 125 | 317 | 59.9 | M10 Front Stud | J | -40°C to +45°C |

ODYSSEY® Marine & Leisure Performance Battery Range



Typical applications but can be used for many others where size and fitments allow.

| Model Code (All 12V) Previous code shown in brackets () | CCA ⁽¹⁾ A | MCA A | Nominal Capacity (20 Hr Rate-Ah) | Reserve Capacity Minutes | Maximum Dimensions | | | Weight kg | Terminal | Terminal Position | Operating Temperature Range |
|---|-------------------------|----------|-------------------------------------|-----------------------------|--------------------|-------------|--------------|--------------|---------------|-------------------|-----------------------------|
| | | | | | Length mm | Width mm | Height mm | | | | |
| ODP-AGM34M (34M-790) | 800A | 1000A | 62Ah | 125 | 275 | 172 | 201 | 21.6 | Dual Terminal | E | -40°C to +60°C |
| ODP-AGM24M (24M-725) | 725A | 825A | 63Ah | 155 | 276 | 172 | 225 | 23.3 | Dual Terminal | E | -40°C to +60°C |
| ODP-AGM27M (27M-850) | 850A | 975A | 85Ah | 182 | 316 | 172 | 225 | 27.1 | Dual Terminal | E | -40°C to +60°C |
| ODP-AGM31M (31M-925) | 925A | 1150A | 100Ah | 190 | 330 | 172 | 240 | 28.7 | Dual Terminal | E2 | -40°C to +60°C |
| ODP-AGMDINB (629-DIN B-1300) | 1300A | 1549A | 170Ah | 370 | 518 | 223 | 218 | 53.2 | SAE | I | -40°C to +60°C |
| ODP-AGMDINC | 1250A | 1500A | 215Ah | 450 | 517 | 275 | 241 | 64.7 | SAE | I | -40°C to +60°C |
| ODP-ACEDINC | 1250A | 1500A | 215Ah | 450 | 517 | 275 | 241 | 64.7 | SAE | I | -40°C to +60°C |
| 625-DIN C-1500 | 1500A | 1780A | 220Ah | 475 | 518 | 276 | 242 | 64.9 | SAE | I | -40°C to +60°C |

⁽¹⁾CCA-Cold Start Performance in accordance with SAE J537. All dimensions are nominal unless stated otherwise - please refer to eu.odysseybattery.com for other dimensions.

ODYSSEY® Battery Dedicated Chargers



These dedicated chargers optimise the performance and life of your ODYSSEY battery. With a rugged and compact design, they deliver fast and efficient charging, whether you are an auto professional, or if you're using at home.

The chargers are fully automatic with 7, 17 and 30-Amp model options, IP67 classified (waterproof for outdoor use), non-sparking, polarity protected, short-circuit proof and are over 90% efficient.

- Fully automatic for optimal charging
- Can also be used for all quality 12-volt Lead Acid and standard Absorbed Glass Mat (AGM) batteries
- Waterproof, shockproof and ignition protected
- User-friendly LED interface for charge status indication
- CE Approved

| Charger Model | For ODYSSEY® Battery Nominal Capacity (20hr Rate - Ah) |
|---------------|--|
| 12V 7A | Up to 35Ah |
| 12V 17A | 35Ah to 85Ah |
| 12V 30A | 85Ah and above |



EnerSys World Headquarters
2366 Bernville Road
Reading, PA 19605, USA
Tel: +1-800-964-2837

EnerSys EMEA
EH Europe GmbH
Baarerstrasse 18
6300 Zug, Switzerland

EnerSys Asia
152 Beach Road
Gateway East Building #11-08
Singapore 189721
Tel: +65 6431 3700



© 2022 EnerSys. All rights reserved. Trademarks and logos are the property of EnerSys and its affiliates unless otherwise noted. Subject to revisions without prior notice. E.&O.E.

*For information on patents please see eu.odysseybattery.com/patents

EMEA-EN-PG-ODY-0622

eu.odysseybattery.com